



# TradeMore



**Trade More** is all-in-one, blockchain-based Trade finance ecosystem that brings together traders, capital and services providers to facilitate movement of goods globally.

# Problems We Solve

1

Bureaucratic-Heavy  
Processes

2

Constant & Costly  
Delays

3

Payment & Liquidity  
Issues

4

Lack of Trust &  
Collaboration

5

Low APR for  
Stablecoins

6

Cryptocurrency Mass  
Adoption

# About Trade More

## What is Trade More?

Trade More is a technology company driven by a team of traditional trade finance business leaders, blockchain visionaries, venture investors, and tech entrepreneurs cooperating to disrupt conservative and bureaucratized trade finance industry.

## What We Do?

We create, integrate, and provide institutional-grade FinTech solutions and services for all trade finance industry participants. Our goal is to cover the trillion-market gap supporting micro-, small-, and medium-sized enterprises on emerging markets.

## Our Mission

Trade More seeks to become the leading digital trade financing platform operating on a global scale, shaping the future of trade finance market.

## Our Vision

We believe that blockchain along with other disruptive technologies are modernizing supply chain and trade finance markets and unleashing the potential of international trade.

# Market

## Global Trade Market

**\$28.5 trillion<sup>1</sup>**

57% of World GDP is Generated in  
Global Trade Transactions<sup>2</sup>

UNCTAD: Global Trade Update (2021)  
World Bank (2020)

## Trade Finance Market

**\$5.6 trillion<sup>3</sup>**

Trade Finance Market Size

McKinsey & Company Report: Reconceiving the global  
trade finance ecosystem (2021)

## Digital Assets Market

**\$934.85 billion<sup>4</sup>**

Crypto Market Capitalization

CoinMarketCap and Token Insight: Q3 2022 Crypto Market  
Report

## Global Trade Market

**\$5.2 trillion<sup>5</sup>**

Global SMEs Financing Gap

As estimated by IFC's MSME Gap Assessment report, the  
global gap in such funding is \$5.2 trillion.

**\$1.7 trillion<sup>6</sup>**

Global Trade Finance Gap

It is now estimated to have topped \$2 trillion (24.10.22)

**\$48.26 billion<sup>7</sup>**

Crypto Lending & Borrowing Market  
Liquidity

DefiLlama (29.01.2023)



# TradeMore Concept

## Solutions For Trade

Wide Liquidity  
Providers Network

Advanced  
Reconciliation Process

Traditional &  
Alternative Financing

Processes  
Standardisation

Automated Credit  
Scoring

Full-spectre Receivables  
& Payables Finance

## All-in-one Trade Finance Online Supermarket

Trade More is a global  
Integrator and  
connector that brings  
together traders,  
capital and  
service providers

## Solutions For Liquidity Providers

Various Financing  
Instruments

Vast Bank Connectivity  
Network

Protection from  
Fraudulent Invoices

Financing Process  
Visibility

Liquidity Providers  
Portfolios Diversification

Complete Regulatory  
Compliance

## Benefits

Variety of Integrated  
Solutions & Services

New Clients Attraction  
Source

Reduced Counterparty  
Risk & Efficient Operations

Lower Costs

Trustful Data

Reduced Risk of  
Non-payment

Best-in-breed Innovative  
Technologies

Paperwork Elimination

Full Customer Support

Transparent Reporting

# TradeMore Ecosystem

Trade More Ecosystem is a catalyst for wider modernization in trade finance allowing numerous participants to perform business activities in win-win collaboration within digital marketplaces.



# TradeMore Ecosystem Participants

## Liquidity Providers

### Traditional

Banks  
Credit Unions  
Financial Companies  
Finance Houses  
Institutional Investors  
Trade Finance Funds  
Credit Brokers & Traders

### Crypto

Liquidity Pools  
Retail Investors  
Venture Capital Firms  
Crypto Hedge Funds

## Traders

### Consigners

Manufacturers  
Cooperative Exporter  
Export Management Companies  
Export Consortia  
SMEs & MSMEs Traders  
Multinational Corporations  
Canalizing Agencies  
Trading Houses  
Export Houses  
Merchants

### Consignees

SMEs & MSMEs Traders  
Distributors  
Wholesalers  
Wholesalers  
Brokers  
Foreign Purchasing Agents  
Resellers  
Trading Houses  
Government Entity  
Merchants  
Multinational Corporations

## Service Partners

### Service Providers

Pre-Shipment Inspectors  
Investment Agencies  
Authorities  
Legal Companies  
Auditors  
Logistic Companies  
Marketing & PR Agencies  
Inspection Companies  
Insurance Companies  
Documents Sharing Solutions Providers  
KYC / AML Providers  
Liquidity Protocols  
Cloud Computing Providers  
Documents Couriers  
Data Analytics Providers  
Traditional Payment Gateways  
Regulated Escrow Providers  
Cloud Storage Providers  
Freight Forwarders  
Crypto Payment Gateways

### Software Providers

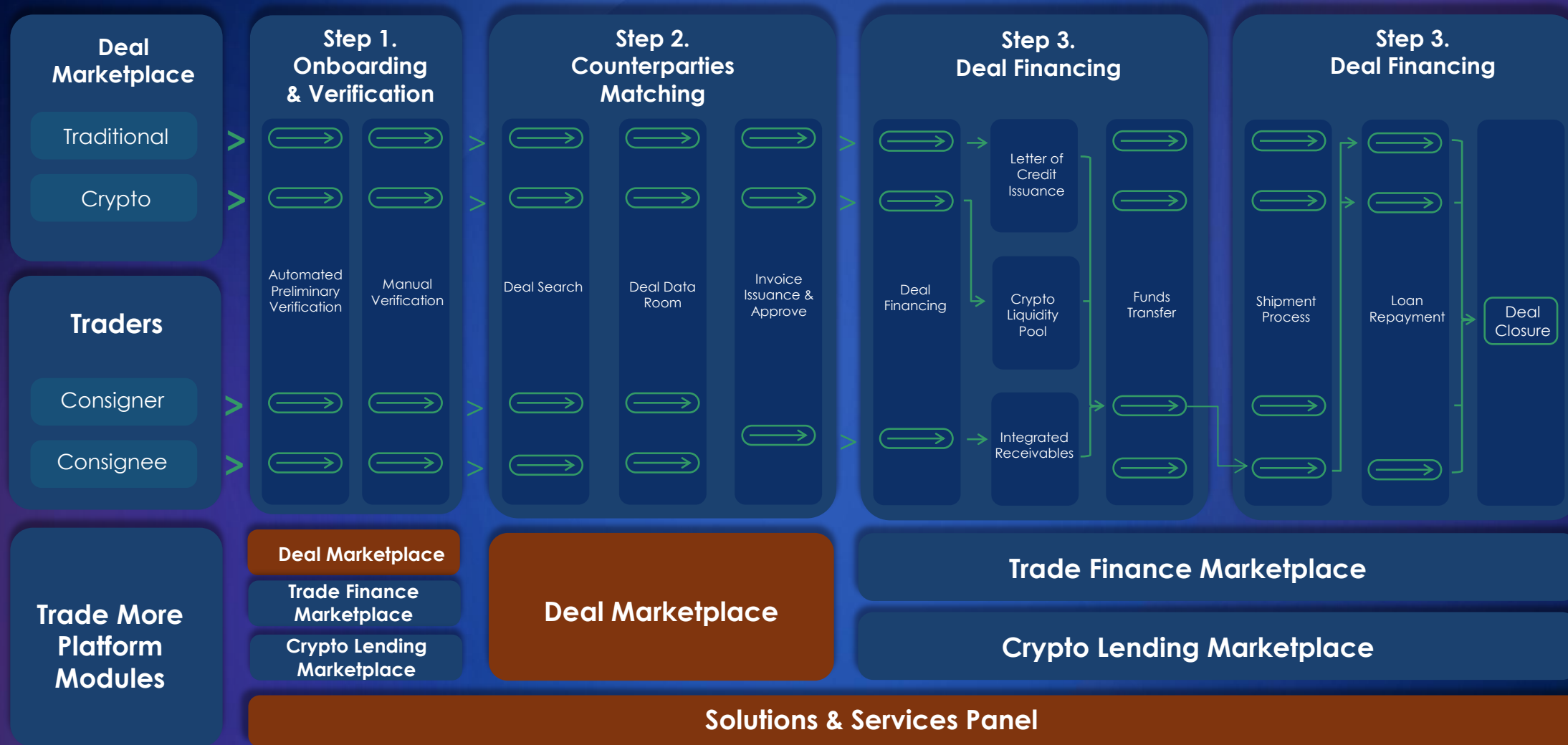
Onboarding & Verification Providers  
Supply Chain Track & Trace Systems Providers  
Documents Digitization Software Providers  
BaaS Providers  
Digital Identity Solutions Providers  
Digital Data Room Software Providers  
Data & Analytics Tools Providers  
Customizable Dashboards Providers  
Marketplace Software Developers  
Project Management Software Providers  
Ticket Support System Providers  
CRM Providers

# TradeMore Platform





# TradeMore Platform Workflow



# TradeMore Business Model

Revenue

Operating Expenses

Net Income



# Conservative Financial Projection

PnL Scenario, '000	2024 Q1	2024 Q2	2024 Q3	2024 Q4	2025 Q1	2025 Q2	2025 Q3	2025 Q4	2026	2027
<b>Financing Volumes</b>	<b>\$0</b>	<b>\$95,000</b>	<b>\$109,000</b>	<b>\$125,075</b>	<b>\$137,928</b>	<b>\$151,341</b>	<b>\$152,073</b>	<b>\$167,280</b>	<b>\$806,967</b>	<b>\$1,023,686</b>
Traditional Financing		\$90,000	\$105,500	\$119,025	\$130,928	\$144,020	\$144,020	\$158,422	\$761,756	\$957,479
Crypto Financing		\$5,000	\$5,500	\$6,050	\$6,550	\$7,321	\$8,053	\$8,858	\$45,220	\$66,207
<b>Revenue</b>	<b>\$0</b>	<b>\$410</b>	<b>\$469</b>	<b>\$537</b>	<b>\$590</b>	<b>\$649</b>	<b>\$657</b>	<b>\$722</b>	<b>\$3,499</b>	<b>\$4,492</b>
Traditional Financing		\$360	\$414	\$476	\$524	\$576	\$576	\$634	\$3,047	\$3,830
Crypto Financing		\$50	\$55	\$61	\$67	\$73	\$81	\$89	\$452	\$662
<b>Operating Expenses</b>	<b>\$784</b>	<b>\$626</b>	<b>\$676</b>	<b>\$736</b>	<b>\$1,080</b>	<b>\$1,080</b>	<b>\$480</b>	<b>\$480</b>	<b>\$1,920</b>	<b>\$1,920</b>
Technical & Product Development	\$247	\$247	\$247	\$247	\$50	\$50	\$50	\$50	\$200	\$200
Sales & Marketing	\$57.2	\$57.2	\$57.2	\$57	\$100	\$100	\$100	\$100	\$400	\$400
Business Development	\$120	\$120	\$120	\$150	\$180	\$100	\$100	\$100	\$400	\$400
Operational	\$90	\$100	\$120	\$150	\$150	\$150	\$150	\$150	\$600	\$600
Legal & Regulatory	\$70	\$37	\$37	\$37	\$30	\$30	\$30	\$30	\$120	\$120
Research & Analytics	\$30	\$40	\$40	\$40	\$30	\$30	\$30	\$30	\$120	\$120
HR & Recruitment	\$30	\$25	\$25	\$25	\$20	\$20	\$20	\$20	\$80	\$80
Investment Consulting	\$100				\$600				\$0	\$0
Team Success Rewards									\$0	\$0
<b>Operating Expenses</b>	<b>-\$784</b>	<b>-\$126</b>	<b>-\$207</b>	<b>-\$200</b>	<b>-\$490</b>	<b>-\$169</b>	<b>-\$177</b>	<b>-\$242</b>	<b>-\$1,579</b>	<b>-\$2,572</b>

# Optimistic Financial Projection

PnL Scenario, '000	2024 Q1	2024 Q2	2024 Q3	2024 Q4	2025 Q1	2025 Q2	2025 Q3	2025 Q4	2026	2027
<b>Financing Volumes</b>	<b>\$0</b>	<b>\$135,000</b>	<b>\$165,000</b>	<b>\$205,000</b>	<b>\$218,500</b>	<b>\$218,500</b>	<b>\$248,613</b>	<b>\$265,384</b>	<b>\$1,355,862</b>	<b>\$1,943,619</b>
Traditional Financing		\$125,000	\$150,000	\$180,000	\$193,500	\$208,013	\$223,613	\$240,384	\$1,155,862	\$1,543,619
Crypto Financing		\$10,000	\$15,000	\$25,000	\$25,000	\$25,000	\$25,000	\$25,000	\$200,000	\$400,000
<b>Revenue</b>	<b>\$0</b>	<b>\$10,000</b>	<b>\$1,050</b>	<b>\$1,470</b>	<b>\$1,524</b>	<b>\$1,582</b>	<b>\$1,644</b>	<b>\$1,712</b>	<b>\$10,623</b>	<b>\$18,174</b>
Traditional Financing		\$500	\$600	\$720	\$774	\$832	\$832	\$894	\$4,301	\$5,744
Crypto Financing		\$300	\$450	\$750	\$750	\$750	\$750	\$750	\$6,000	\$12,000
<b>Operating Expenses</b>	<b>\$784</b>	<b>\$626</b>	<b>\$676</b>	<b>\$736</b>	<b>\$1,080</b>	<b>\$480</b>	<b>\$480</b>	<b>\$480</b>	<b>\$1,920</b>	<b>\$1,920</b>
Technical & Product Development	\$247	\$247	\$247	\$247	\$50	\$50	\$50	\$50	\$200	\$200
Sales & Marketing	\$57.2	\$57.2	\$57.2	\$57	\$100	\$100	\$100	\$100	\$400	\$400
Business Development	\$120	\$120	\$120	\$150	\$180	\$100	\$100	\$100	\$400	\$400
Operational	\$90	\$100	\$120	\$150	\$150	\$150	\$150	\$150	\$600	\$600
Legal & Regulatory	\$70	\$37	\$37	\$37	\$30	\$30	\$30	\$30	\$120	\$120
Research & Analytics	\$30	\$40	\$40	\$40	\$30	\$30	\$30	\$30	\$120	\$120
HR & Recruitment	\$30	\$25	\$25	\$25	\$20	\$20	\$20	\$20	\$80	\$80
Investment Consulting	\$100				\$600				\$0	\$0
Team Success Rewards									\$0	\$0
<b>Operating Expenses</b>	<b>-\$784</b>	<b>-\$174</b>	<b>-\$374</b>	<b>-\$734</b>	<b>-\$444</b>	<b>-\$1,102</b>	<b>-\$1,164</b>	<b>-\$1,232</b>	<b>-\$8,703</b>	<b>-\$16,254</b>

# We Are Ahead of The Competitors!

The Trade More Ecosystem is an independent, secure, and transparent network that facilitates global trade finance.

Its foundation built on blockchain technology injects confidence and control into the supply chain through absolute transparency and privacy.

It provides efficiency, security, and trust in trade finance by implementing a private digital ledger, smart contracts, digitalisation, and the most suitable technologies and standardisation techniques.

			
Export/Import Letter of Credit	✓	✓	✓
Receivable Finance	✓	—	✓
Reporting	✓	—	—
B2B Marketplace	✓	✓	✓
Analytics and Dashboards	✓	✓	✓
Business Intelligence	✓	—	—
Guarantees Issuance	✓	—	✓
Certificates Management	✓	—	✓
Remote Experts Platform	✓	—	—
Insurance	✓	✓	—
Crypto Lending	✓	✓	—
DeFi Protocols	✓	✓	—
DLT Data Storage	✓	✓	✓
Digital Identity Management	✓	✓	✓
Smart Contracts	✓	✓	—
Digitisation	✓	✓	✓
ESG Module	✓	✓	—
Crypto/Fiat Exchange	✓	✓	—



# Why Are We Better

## End-To-End Approach

Our project brings an ecosystem-based, end-to-end digital platform approach

## Cloud-Based

Our Platform is completely cloud-based, streamlining administrative processes and operational productivity of trade activities

## Competes in Both Sectors

The Time-Tested Trade Finance Market and Digital Asset Platforms

# Why Are We Better

Trade More works with more than 1000 clients, turnover is more than 600 million dollars, we understand the market from the inside and regularly receive requests for data automation.

**\$1.57b to \$2.92b**

It is expected to grow from \$1.57 billion in 2021 to \$2.92 billion by 2027.

**CAGR) of 10.3%**

With a compound annual growth rate (CAGR) of 10.3% during the 2020-2027 forecast period

**1000**


The Number of TradeMore Clients' Companies

**500m**

Trading Volume of The Main Company in 2021

**600m**

Trading Volume of The Main Company in 2022



# Trade More Tokenomics Summary

Trade More has a limited total supply of 3 billion TRM tokens which will be completely unlocked after five years of the Token Generation Event (TGE).

Activities 3,000,000,000

Initial Token Price \$0.01

Lockup Period 5 years

TGE Supply 390,000,000

TGE Capitalization \$3,900,000

Area	% of Total Supply	Amount of Token	TGE Unlock	Lockup Period	Vesting
Trade Incentives	30%	900,000,000	0%	6 Months	54 Months Linear Vesting
Early Contributors	20%	600,000,000	TBD	TBD	TBD
Team	20%	600,000,000	0%	1 Year	36 Months Linear Vesting
Ecosystem Development	15%	450,000,000	0%	-	36 Months Linear Vesting
Marketing	13%	390,000,000	100%	6 Months	-
Advisors	2%	60,000,000	0%	6 Months	24 Months Linear Vesting
<b>TOTAL</b>	<b>100%</b>		<b>13%</b>		

# Tokenomics

## TRM Token Utility





# Tokenomics

The distribution of tokens is meant to support long-term project goals and ensure a continuous supply of rewards to ecosystem participants.

## Trade Incentives



## Early Contributions



## Ecosystem Development



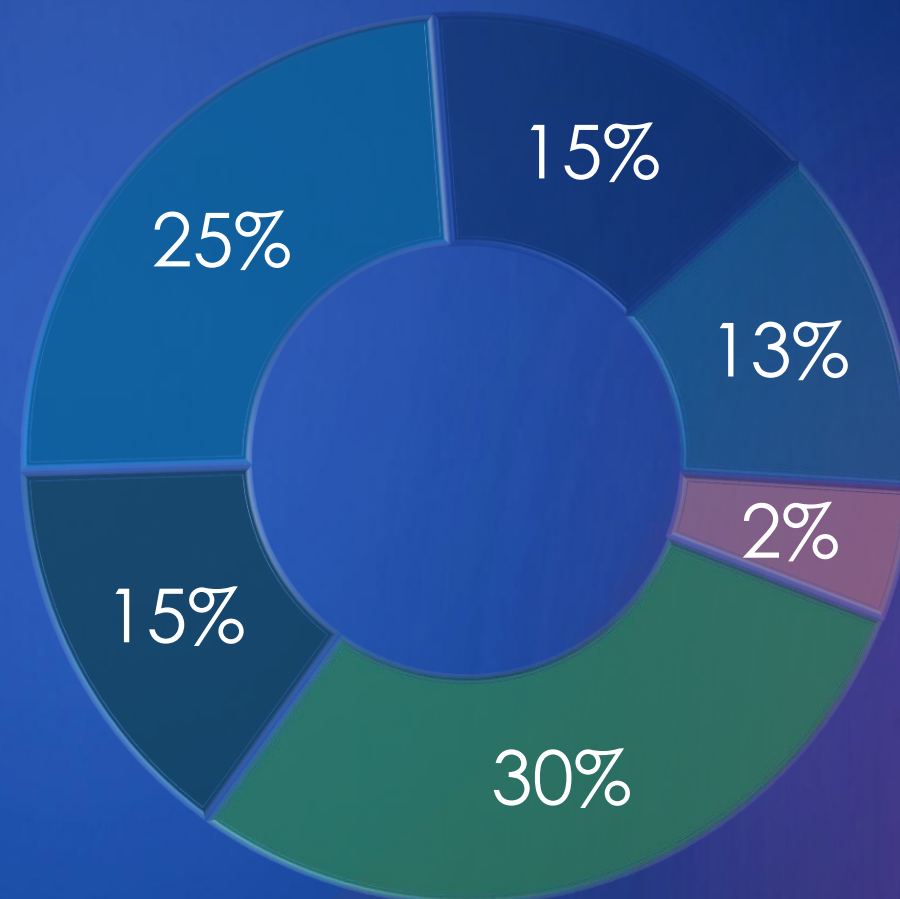
## Team



## Marketing



## Advisors





# Reward System

## Platform fee distribution

18% of platform fees will be distributed among all TRM tokens holders, depending on the ratio of customers TRM tokens on balance compared to the overall stake.

## Platform activities reward

The more actions customer perform across all marketplaces, modules, and solutions on the Trade More Platform, the more TRM tokens will be granted to the customer.

It applies to financial operations, such as funding and insurance, and non-financial operations, like deal establishment, order submission, remote-expert hiring.

## Liquidity provider cashback

By Providing financing for trade transactions through the platform, the traditional liquidity providers receive a cashback of 7% of the total platform fees in TRM tokens.

## Referral rewards:

Referrals who perform trade transactions on the Platform share 1.75% of their cashback with their affiliate. So, the referrals receive only 5.25% of the platform fees as cashback. However, if they bring another referral, an additional 1.75% of the platform fees will be granted as cashback in TRM tokens.

## reTM Tokens

can be staked to TRM tokens or converted to TRM tokens in a ratio of 1:1 through vesting.

**Vesting last 1 year and is subject to the following rules:**

1. Vested reTRM tokens could be staked
2. To vest reTRM tokens user should reserve TRM tokens in a ratio of 2 reTM : 1 TRM
3. Reserved TRM tokens will keep receiving rewards, but cannot be unstaked or sold

# Valuation

**2023**

Jul-Sep

**Valuation:**  
**\$15,037,593**

**Pre-Seed:**

% of TTS – 1,33%  
\$200,000  
50% discount  
Price - \$0.005  
40,000,000 Tokens

**2023**

Oct-Dec

**Valuation:**  
**\$22,522,522**

**Seed:**

% of TTS – 2,22%  
\$500,000  
25% discount  
Price - \$0.0075  
666,666,667  
Tokens

**2024**

Jan-Mar

**Valuation:**  
**\$25,500,000**

**Series A Round:**

% of TTS – 7,41%  
\$1,889,750  
15% discount  
Price - \$0.0085  
22,323,530 Tokens

**Valuation:**  
**\$25,500,000**

**Community Sale:**

% of TTS – 1,37%  
\$350,000  
15% discount  
Price - \$0.0085  
41,176,470 Tokens

**2024**

Apr-Jun

**Valuation:**  
**\$30,000,000**

**Public Round  
(IDO/IEO)**

**\$800,000**  
% of TTS - 2,66%  
\$500,000  
0% discount  
Price - \$0.01  
80,000,000 Tokens

**2025**

Jan-Mar

**Valuation:**  
**\$90,000,000**

**Series B Round:**

% of TTS - 5%  
\$9,000,000  
Price - \$0.03  
150,000,000 Tokens

**2025**

Apr-Jun

**Valuation:**  
**\$150,000,000**

**Series B Round:**

% of TTS - 5%  
\$15,000,000  
Price - \$0.05  
150,000,000 Tokens

# Roadmap





# Team



Ahmed Fuad Hussein



Jenalyn Aguado

# Advisor



Manal Rifki



# Contacts

## Contact details:

Trade More



Email: [info@trademore.io](mailto:info@trademore.io)



Website: [trademore.io](https://trademore.io)



You can also share your email on our website and we will contact you!